

Name _____

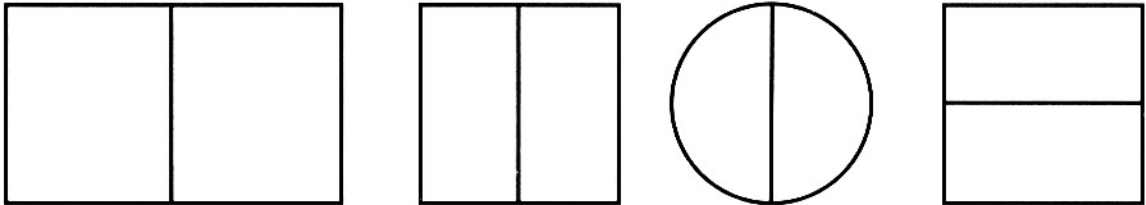
Important Fractions

A fraction shows parts of a whole. The top number is the numerator. The numerator tells how many parts are being used. The bottom number is the denominator. The denominator tells how many equal parts there are in all.

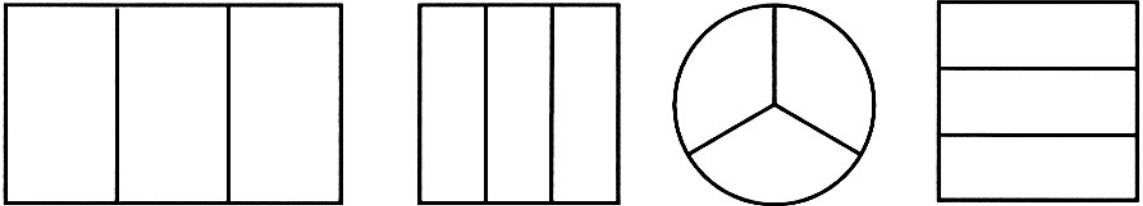
Directions

Color the fraction.

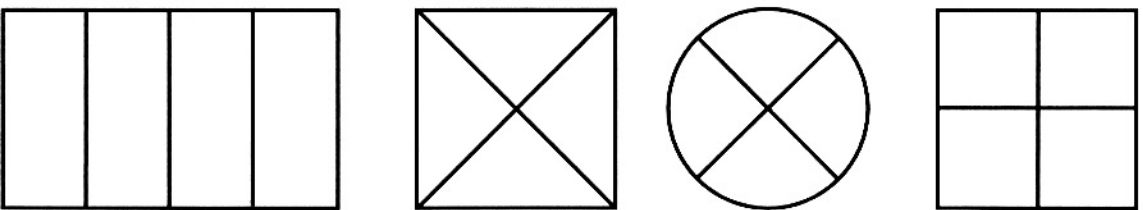
1. $\frac{1}{2}$




2. $\frac{1}{3}$



3. $\frac{1}{4}$



4. Tony ate $\frac{3}{4}$ of the pizza. Circle the part of the pizza Tony ate.



Important Fractions

Answer Key

- 1.–3. Check students' work to make sure they color the correct number of parts in each figure to show the fraction.
4. Students circle 3 of the 4 slices.

