







Name \_\_\_\_\_

# Exploring Time to the Minute

Count by fives to show the minutes that have passed from the first clock to the second clock.


1.    
5, \_\_\_\_\_, \_\_\_\_\_, \_\_\_\_\_, \_\_\_\_\_


2.    
5, \_\_\_\_\_, \_\_\_\_\_, \_\_\_\_\_


3.    
5, \_\_\_\_\_, \_\_\_\_\_, \_\_\_\_\_, \_\_\_\_\_, \_\_\_\_\_

4.    
5, \_\_\_\_\_, \_\_\_\_\_, \_\_\_\_\_

Write the time 9 minutes later.



5.   
\_\_\_\_\_



6.   
\_\_\_\_\_



7.   
\_\_\_\_\_

## VISUAL THINKING

Draw the hands on each analog clock to match the time shown on the digital clock.

8.   


9.   


10.   


# Exploring Time to the Minute

## Answer Key

---

1. 10, 15, 20, 25
2. 10, 15, 20
3. 10, 15, 20, 25, 30
4. 10, 15, 20
5. 4:34
6. 7:39
7. 3:24
- 8.–10. Check work.

