

IDENTIFYING EQUAL PARTS

equal parts



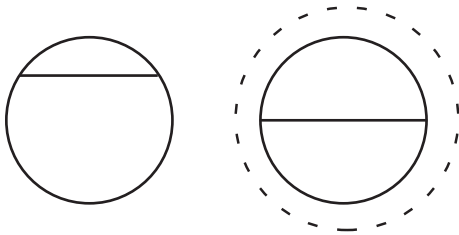
not equal parts



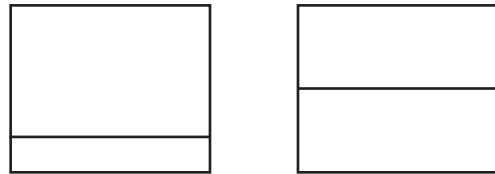
.....

Ring the shape that shows equal parts.

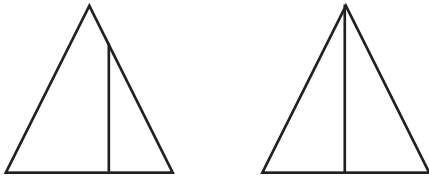
1.



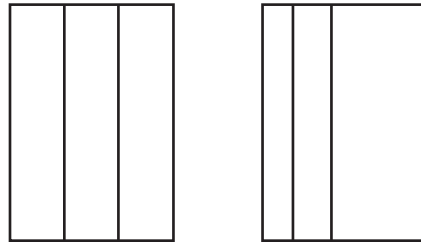
2.



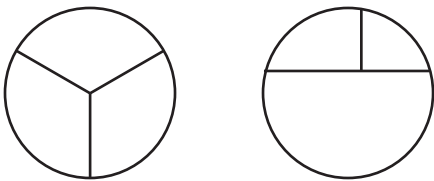
3.



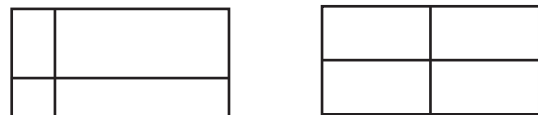
4.



5.



6.



Identifying Equal Parts

Answer Key

1. Ring second figure.
2. Ring second figure.
3. Ring second figure.
4. Ring first figure.
5. Ring first figure.
6. Ring second figure.

