
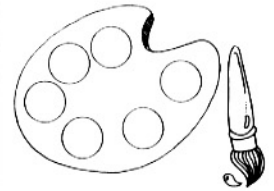


Name _____

..... ***PAINTING BARS***



The art teacher asked students which art project they wanted to work on. A bar graph shows the results. Use this graph to answer Exercises 1-5.



1. Is this a vertical bar graph or a horizontal bar graph? _____
2. What do the numbers below the graph show? _____
3. What does each interval of the scale represent? _____
4. Which project was most popular? _____
5. Which project was least popular? _____


Real World Connection

Solve.

6. Use the table to complete the bar graph. Remember:

- Choose a scale.
- Label the graph.
- Write a title for the graph.

Lawns Mowed This Summer	
Name	Number
Will	6
Taylor	10
Joaquin	8
Barb	4



Painting Bars

Answer Key

1. horizontal
2. the number of students
3. 10 students
4. painting
5. clay modeling
6. Check students' bar graphs

