

Name _____

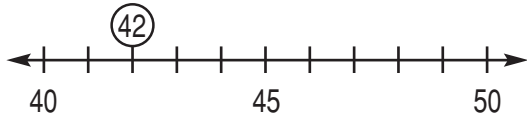
Rounded Numbers

When you estimate, you do not need exact numbers or answers. Rounding can help you estimate.

Example 1:

Rounding to the nearest 10

Estimate by rounding 42 to the nearest ten.




42 is between 40 and 50. It is closer to 40. The digit in the ones place is less than 5, so the digit in the tens place stays the same.

The estimate for 42 is 40.

Example 2:

Rounding to the nearest 100

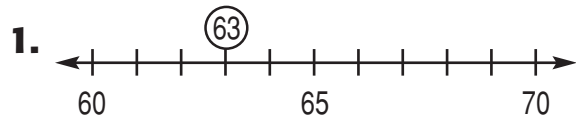
Estimate by rounding 550 to the nearest hundred.



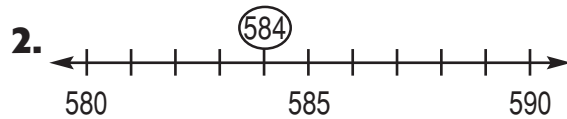
550 is halfway between 500 and 600. The digit in the tens place is 5 or more, so the digit in the hundreds place is increased by 1.

The estimate for 550 is 600.

★☆☆☆ Round to the underlined digit.



63 _____



584 _____

3. 57 _____

4. 99 _____

5. 431 _____

6. 652 _____



Rounded Numbers

Answer Key

1. 60
2. 600
3. 60
4. 100
5. 430
6. 700

